



ROYAL UNIVERSITY OF LAW AND ECONOMICS
The Faculty of Economics and Management

Assignment English

Women's Role in Economic Development

Economic Development and Women's Rights

Professor: Mr. Davann Rathchesda

Prepared by:

Nith Kosal

Miss. Kong Leakhena

Miss. Eng Dalin

Miss. Sorn Tola

Ly Singhong

Contents

1. INTRODUCTION
2. ECONOMICS AND GENDER
 - 2.1. Women and Economic Growth
 - 2.2. Women and Poverty Reduction
 - 2.3. Women and Technology
 - 2.4. Women and Management
 - 2.5. Women Entrepreneurs
3. SOCIETY AND GENDER
 - 3.1. Women and Education
 - 3.2. Women and Health
 - 3.3. Women and Migration
 - 3.4. Women and Governance
4. ENVIRONMENT AND GENDER
 - 4.1. Women and Sustainable Consumption
 - 4.2. Women and Sustainable Production
 - 4.3. Women and Climate Change
5. CONCLUATION

1. INTRODUCTION



Women
domestic
workers
worldwide

83%



Survivability
of children
born to
mothers who
can read

50%



Profit margin
of companies
with most
women managers

35%



Women in senior
management
globally

24%



All over the world, women
have played significant roles in
their countries' development.

2. ECONOMICS AND GENDER



“GENDER ECONOMICS – The influence of *gender on economics*, AND the influence of *economics on gender*.”

2.1. Women and Economic Growth

Women are Key Drivers of Economic Growth



"Investing in women is not only the right thing to do, but also the smart thing to do."

-Hillary Clinton

8M

BUSINESSES

Women own nearly 8 million businesses in the United States, accounting for \$1.2 trillion of our GDP

\$\$\$

MORE INCOME

Women tend to spend more of their earned income than men on the health and education of their families

48%

OF ALL JOBS

In the US, women went from holding 37% of all jobs to nearly 48% over the past forty years

BY ADDRESSING CHALLENGES AND BARRIERS FACING WOMEN, WE CAN TRANSFORM OUR ECONOMIES



Reductions in barriers to **female labor force participation** would increase the size of GDP

+9%

America

+13%

Euro Zone

+16%

Japan



Companies with more **women board directors** outperform those with the least by:

66%

ROI capital

53%

return on equity

42%

return on sales



Reductions in barriers to **women's equal access to productive resources**

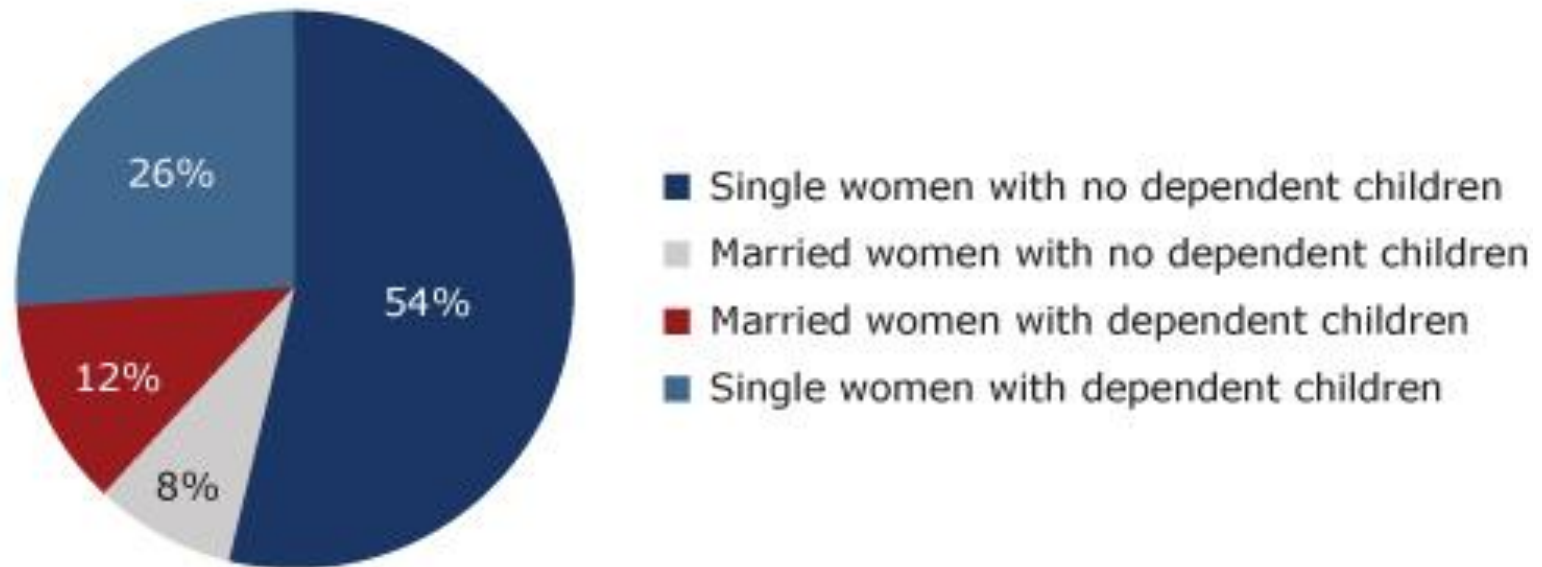
Could raise **total agricultural output** in developing countries by 2.5 to 4%



Reduce the number of hungry people in the world by up to **150 million** people

2.2. Women and Poverty Reduction

Women in poverty: family composition of household



Source: U.S. Census Bureau, *Current Population Survey, 2008 Annual Social and Economic Supplement*.

2.3. Women and Technology

MEDIA

Women's presence as news subjects in print, radio, and television has only increased to 24% in 2010 from 17% in 1995.



And 46% of stories reinforce gender stereotypes, while only 6% challenge stereotypes.*

*2010 figures based on a study of 108 countries. 2005 figures based on a study of 71 countries.

WOMEN & TECHNOLOGY

Recommendations & Best Practices to Retain Women in Computing

WHY WOMEN LEAVE The High Attrition Rate of Women in Technology

Despite employee incentives, women leave technology companies at twice the rate of men. A study that included over 1,000 women who worked in engineering and then left the field (mostly to other careers) cited the following top reasons for leaving engineering jobs.¹



Working Conditions:
no advancement,
too many hours, low salary



Work-Life Integration:
wanted more time with family,
conflict with family or too much travel



Didn't Like Work:
lost interest or
didn't like daily tasks



Organizational Climate:
didn't like culture,
boss or coworkers


¹ Nadya A. Fouad and Romila Singh, "Stemming the Tide: Why Women Leave Engineering," University of Wisconsin-Milwaukee (2011).



SENIOR MANAGEMENT

25 women CEOs lead Fortune 500 companies today,

compared to only 1 in 1998.



But this is a mere **5%** of all CEOs on the list.



2.5. Women Entrepreneurs

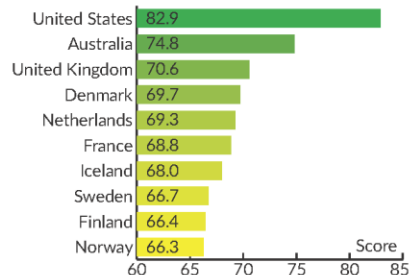
The global environment for **Female Entrepreneurs**

results of the 2015 Female Entrepreneurship Index by GEDI

61% 
of countries
 still score below 50 out of 100


What ^{can} we do?

Top ten countries for female entrepreneurs



Europe can improve
 whether women recognize good opportunities to start a business in the area where they live

Opportunity Recognition



Latin America can improve
 female entrepreneurs that have at least some customers outside the country

Export Focus



Sub-Saharan Africa can improve
 women's access to bank accounts and finance programs

Access to Finance



East Asia can improve
 whether women believe they have the required knowledge and skills to start a business

Skill Perception



Global trends

13% Among female businesses
Innovativeness
 has decreased 13%



The percentage of female businesses that are in the
Tech sector
 has decreased 19%



The percentage of
7% **Business Gazelles**
 has increased 7% (those who intend to grow their businesses by 50% and employ 10 people within 5 years)



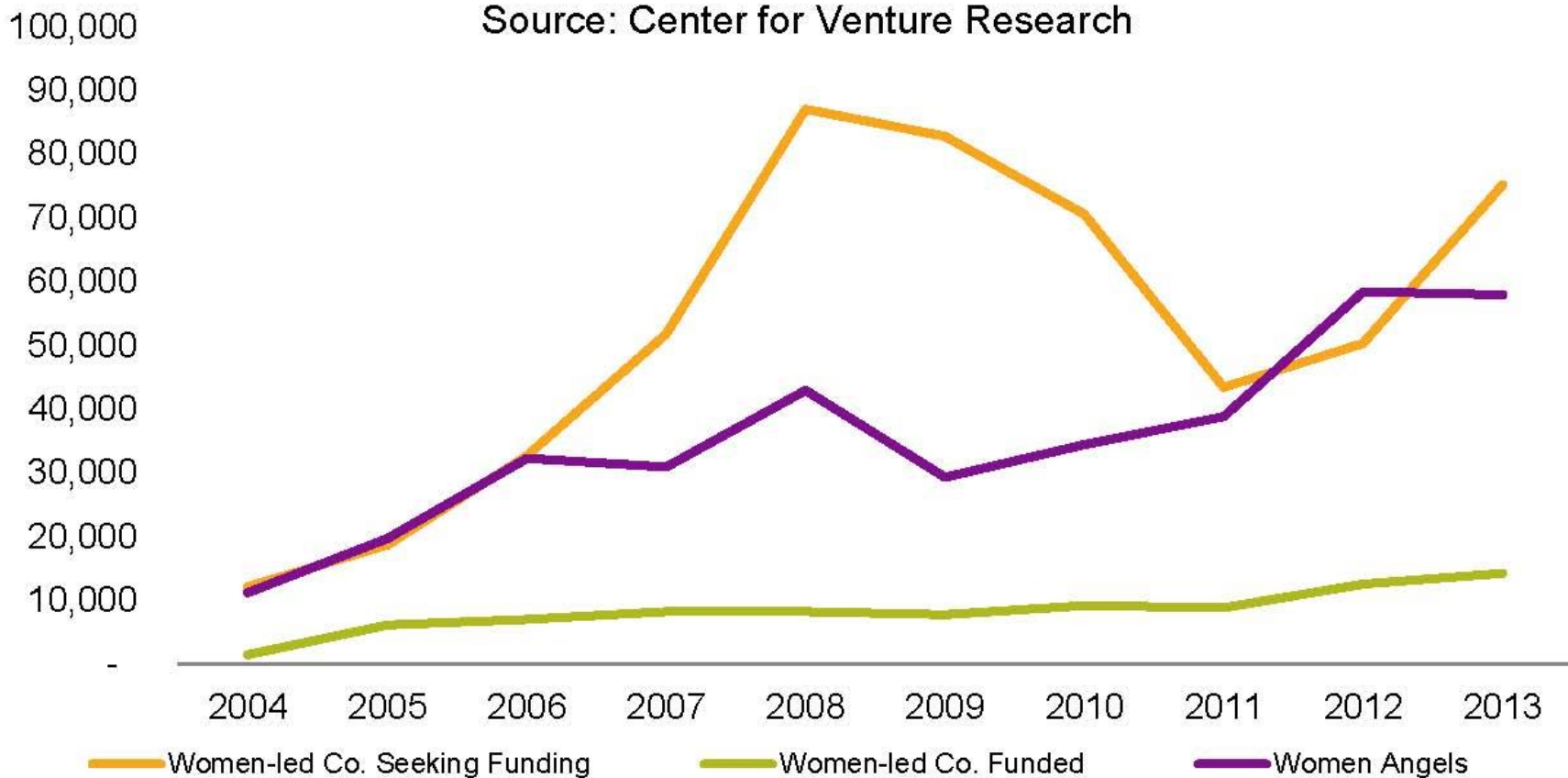
The percentage of female entrepreneurs who are
9% **Highly Educated**
 has increased 9%



2.5. Women Entrepreneurs

Women Entrepreneurs & Angel Trends

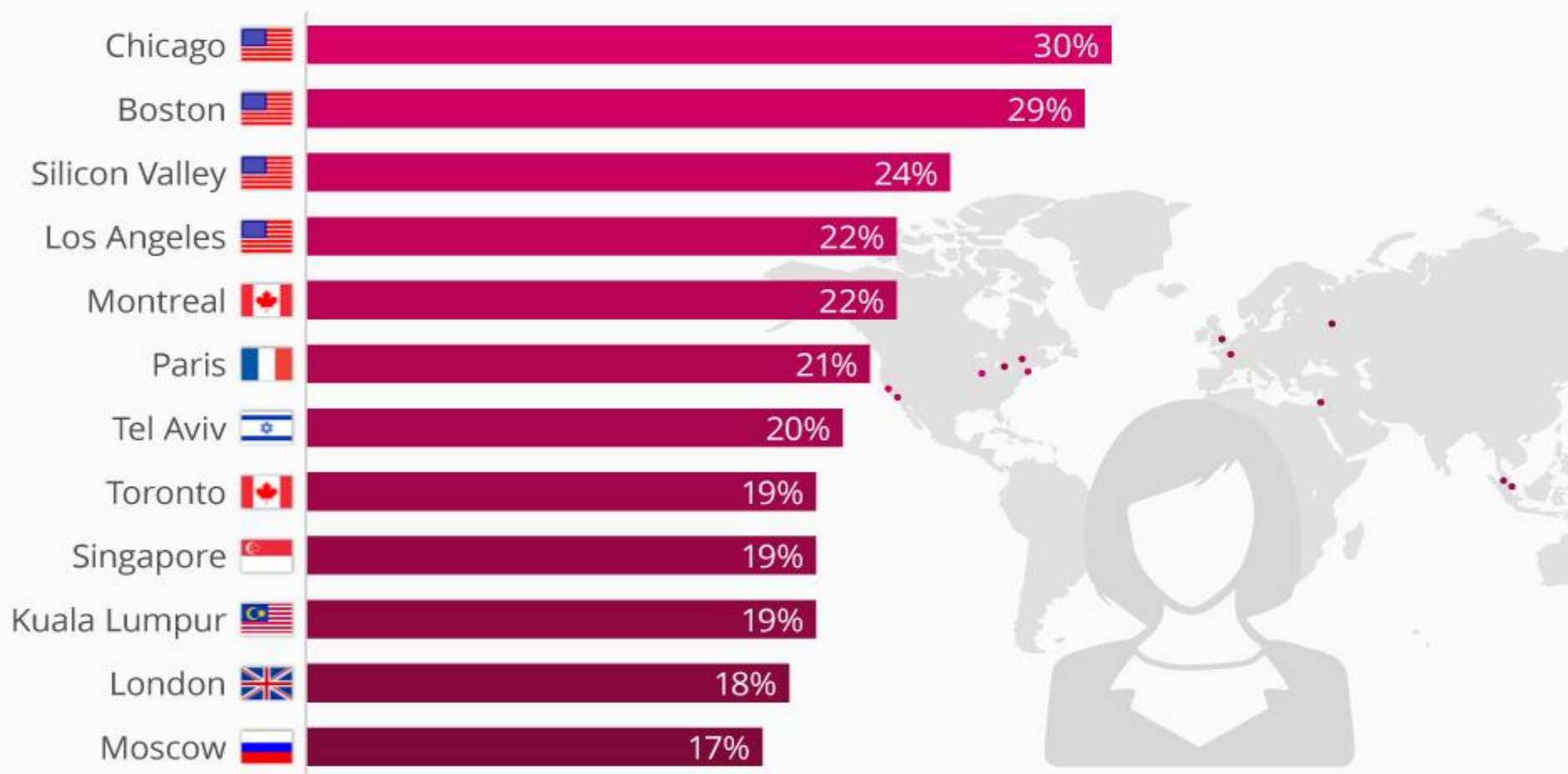
Source: Center for Venture Research



2.5. Women Entrepreneurs

The World's Top Cities For Female Entrepreneurs

Women as a percentage of startup founders worldwide

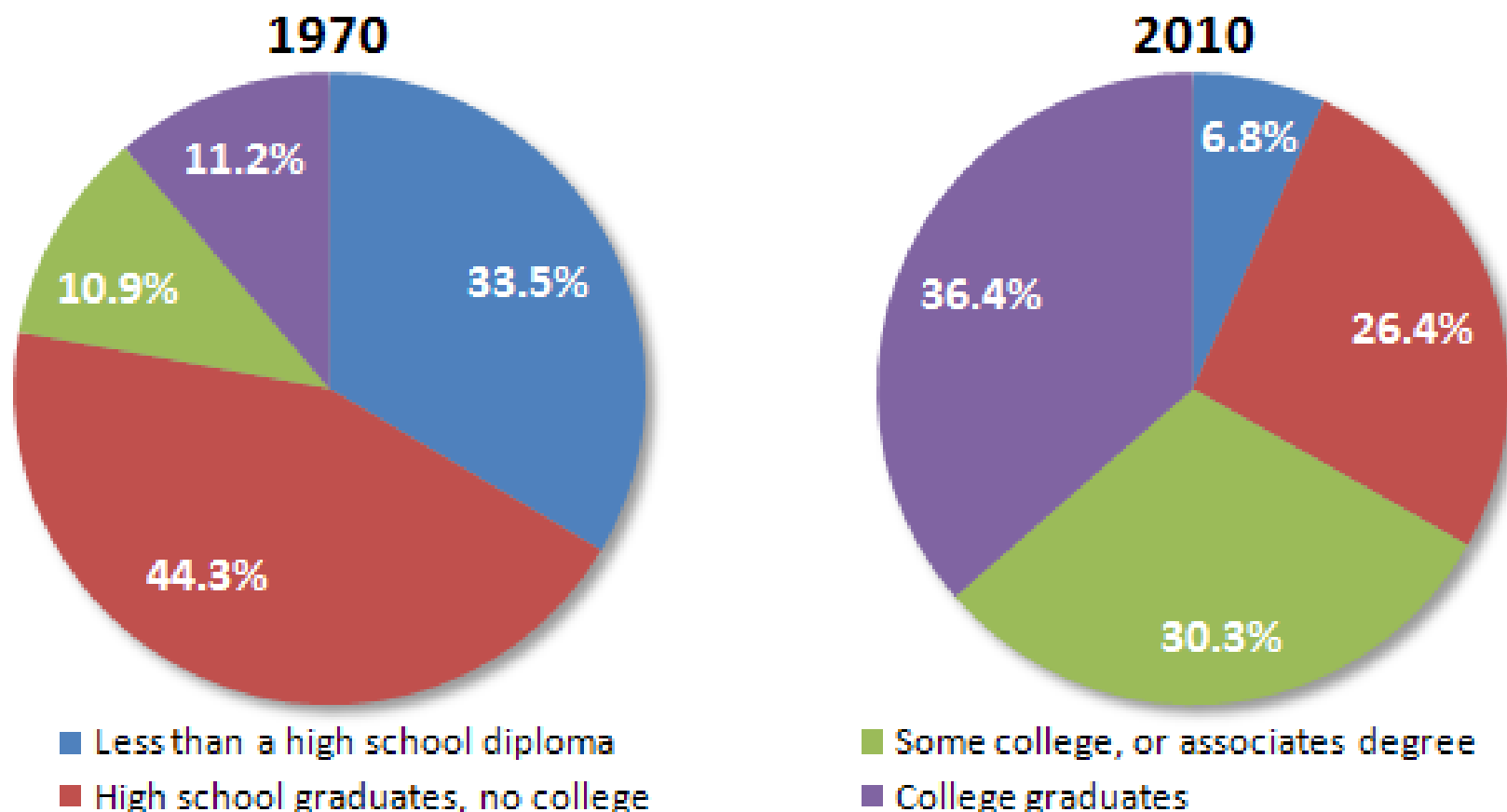


3. SOCIETY AND GENDER



3.1. Women and Education

Percent distribution of women in civilian labor force, aged 25 to 64 years, by educational attainment, 1970 and 2010

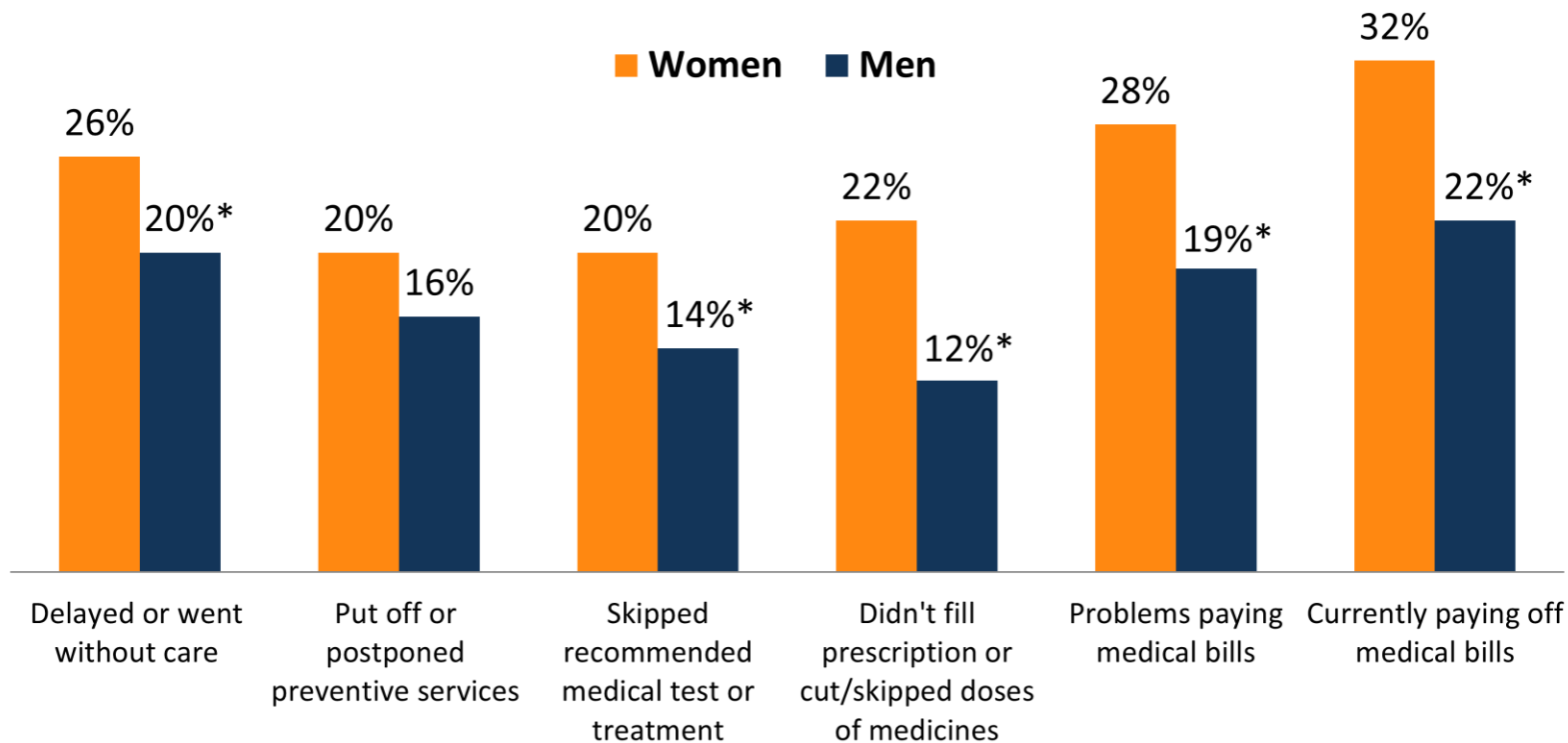


3.2. Women and Health

Figure 10

A higher share of women than men forgo health care needs due to cost


Share reporting that in past 12 months they experienced following due to costs:



NOTE: Among women and men ages 18-64. *Indicates a statistically significant difference from Women, $p < .05$.
SOURCE: Kaiser Family Foundation, 2013 Kaiser Women's Health Survey and 2013 Kaiser Men's Health Survey.

3.3. Women and Migration

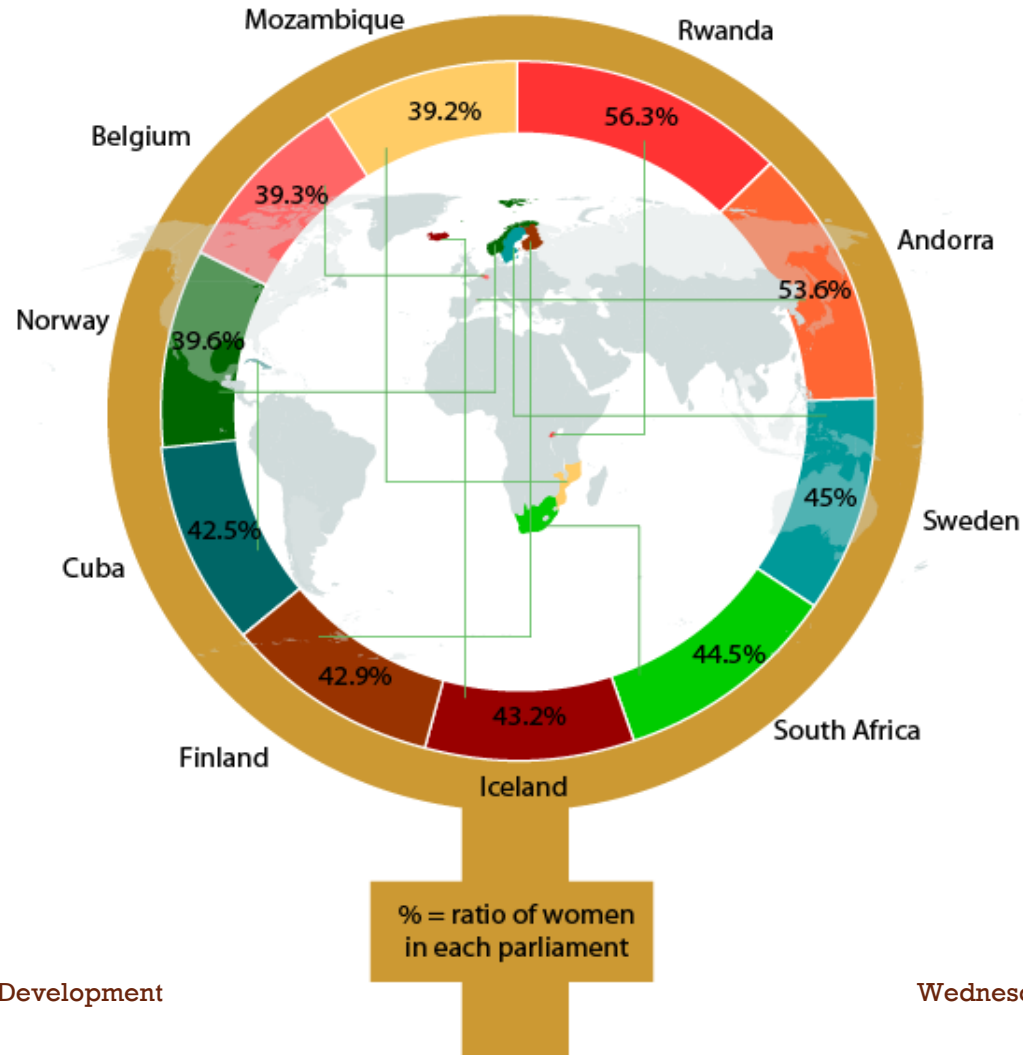
**WOMEN MIGRATE
INTERNATIONALLY
AS MUCH AS MEN**



**PROPORTION OF WOMEN
TO MEN MIGRANTS CAN BE AS HIGH AS
70% - 80% IN SOME COUNTRIES.**

3.4. Women and Governance

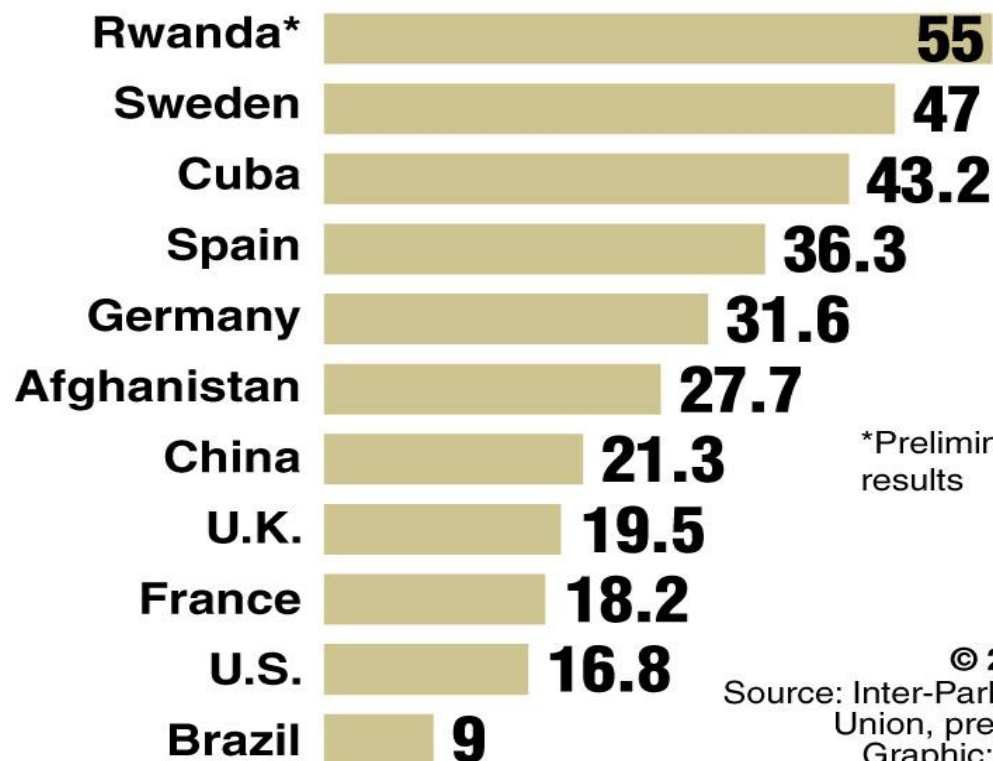
Women In Government Top 10 Countries (Parliaments) Worldwide



Women in politics


Thanks to a 30% seat guarantee, Rwanda became the first country in the world to elect a majority of women to parliament.

Percentage of women elected to lower house, Sept. 2008:



*Preliminary results

© 2008 MCT
Source: Inter-Parliamentary Union, press reports
Graphic: Scott Bell



What is Gender and the Environment?



YOUNG WOMEN: CONSUMPTION

From our continual research into the intersection of culture, technology, and markets, we have identified the most significant categories to describe young women's **mindful consumption**.

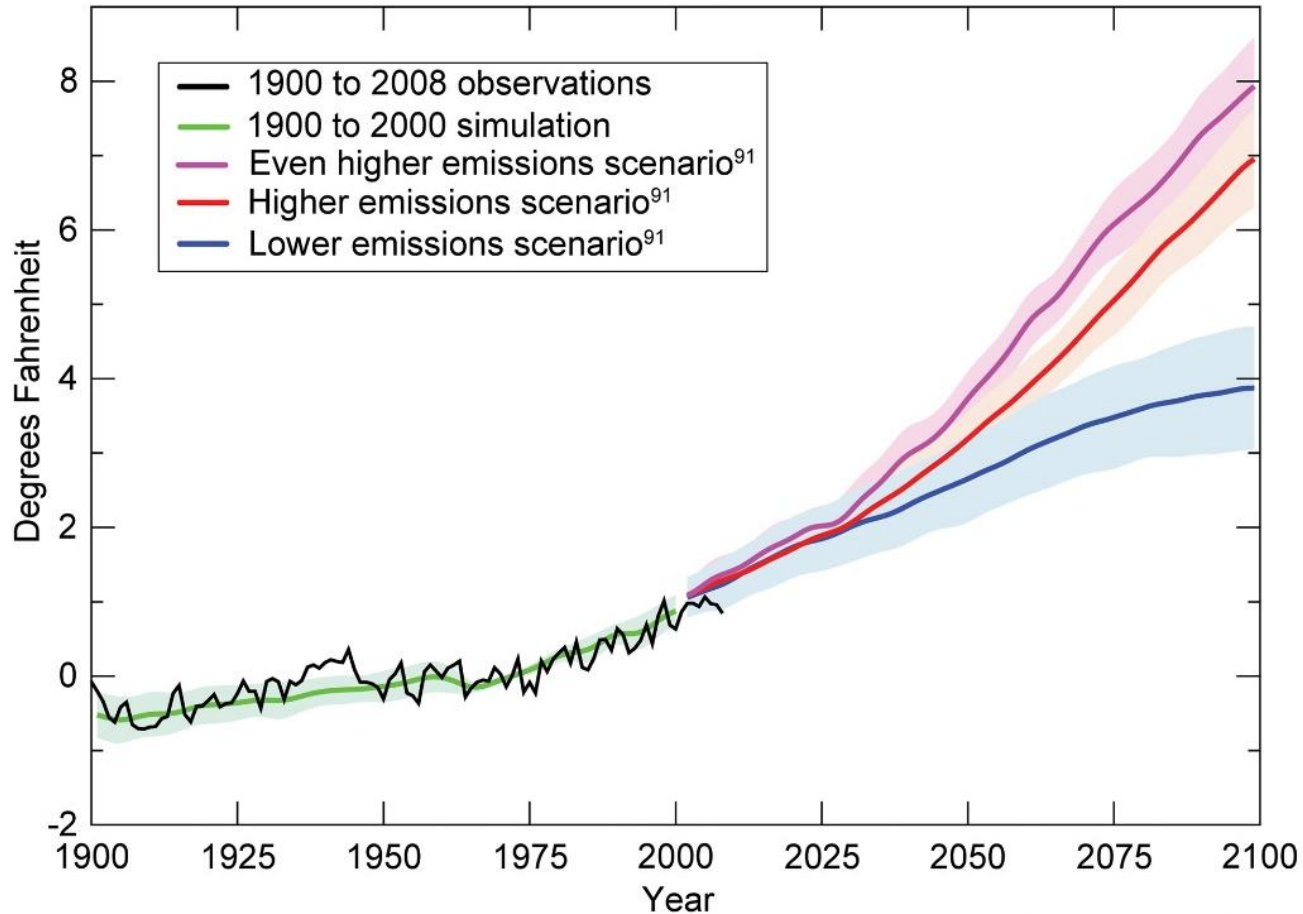


4.2. Women and Sustainable Production



4.3. Women and Climate Change

What is the connection and why is Gender and Climate Change important?



Smith *et al.*⁷²; CMIP3-A⁹³

Observed and projected changes in the global average temperature under three IPCC no-policy emissions scenarios. The shaded areas show the likely ranges while the lines show the central projections from a set of climate models. A wider range of model types shows outcomes from 2 to 11.5°F.⁶⁸ Changes are relative to the 1960-1979 average.

4.3. Women and Climate Change



We Can [edit]!



WOMEN IS
LIKE
A PERSON WITH
A HUNDRED ARMS

THANKS YOU!

